

Retail Price Guide

Every Glasstrends shower enclosure is custom made to your specific requirements. Glasstrends operates on a supply and install basis, providing a sophisticated range of accessories produced to give you complete freedom of design. Glasstrends enclosures are suitable for shower trays and wet room floors.

The following prices are inclusive of VAT at 20% and are based on installations in central and greater London. For other locations please call one of our sales advisors. Prices include 10mm Toughened Safety Glass, chrome hinges, chrome knob, bright anodised fixing channel, water seals, TPC surface protection, site measure and installation. Lead time from measuring is 4 weeks. Glass, metal fixtures and fittings are guaranteed to be free from defects or faults for a period of ten-years. Polycarbonate door seals are guaranteed for three years. Installations are guaranteed for five years.

For an accurate quotation please contact our showroom.

Structure

Glass panels are held in position with either a "U" channel or wall mount clamp and silicone sealed against the wall and base. Structural support for enclosures and screens is provided by the use of a glass over panel (included in costs shown on examples). When it is not suitable to use a glass over panel, a support bar will be provided for structural support.

For a safe and sturdy installation we recommend that panels wider than 800mm with an unsupported edge be supported by either an overhead glass brace or a support bar (our technical advisers will recommend the optimum safe and sturdy method of installation).

All Glasstrends showers are bespoke and costs may vary from the price guide depending on size, layout, finish and specification.

Please see our technical brochure for further details.

Additional

Large doors

Doors heavier than 35kg and larger than 2000mm x 700mm require heavy duty hinges (64kg max) at a cost of £110.00 per pair of hinges.

Timber templating

Template making to sloping walls and ceilings is charged at £110.00 per screen.

Large screens and enclosures

For screens taller than 2000mm and wider than 1200mm and enclosures taller than 2000mm and wider than 900mm x 1200mm, please contact us for prices.

Clearshield™ glass

An upgrade to Clearshield™ glass is £65.00 per square metre.

Sandblasted glass

Additional cost of £75.00 per square metre.

Glass splash backs

Glass splash backs £315.00 per square metre.
For templating and fitting please contact us for prices.

Acid etch glass

Additional cost of £85.00 per square metre.

Low iron ultra clear glass

Additional cost of £90.00 per square metre.

Tinted glass

Available upon request and subject to availability.

Special finishes

Available upon request and subject to availability.

Support bar

Polished chrome £120.00.

Travel

Our prices are based on installations in central and greater London for installations out of these areas please contact us for prices.

Site visits

Additional site visits beyond Glasstrends control are charged at £60.00 per hour per person.

Retail Price Guide

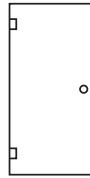
Example configurations

All prices include site measure, installation and VAT at 20%

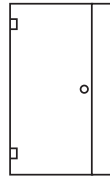
Doors 2000 x 700mm
 Screens 2000 x 1200mm
 Enclosures 2000 x 900 x 1200mm

Screen E 2200 x 1700mm
 Screen P and Q 2230mm high.

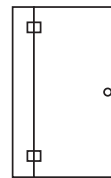
A. £1308.00



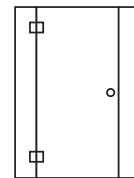
B. £2046.00



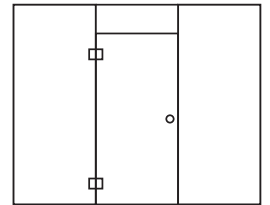
C. £2166.00



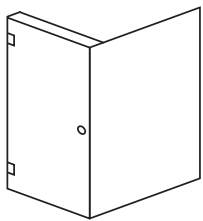
D. £2448.00



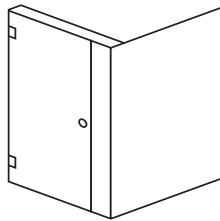
E. £2866.00



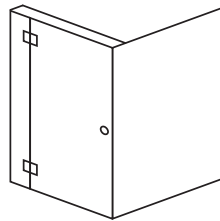
F. £2642.00



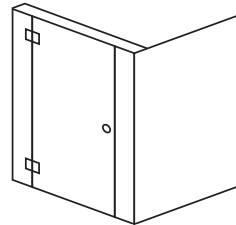
G. £2884.00



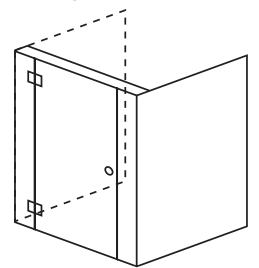
H. £2995.00



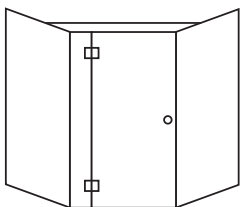
I. £3080.00



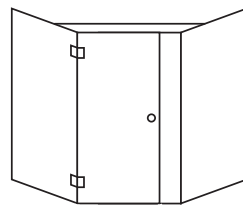
J. £3496.00



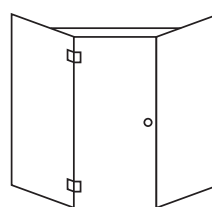
K. £3215.00



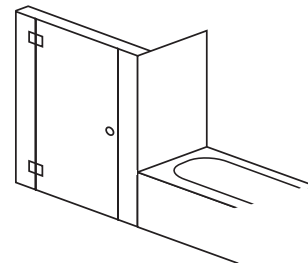
L. £2945.00




M. £2795.00



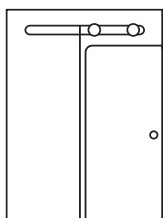
N. £2981.00



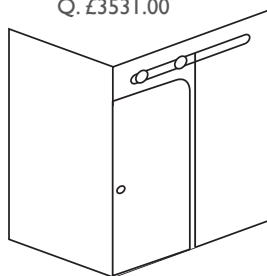
O. £975.00



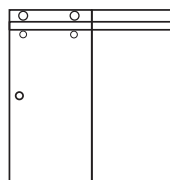
P. £2904.00



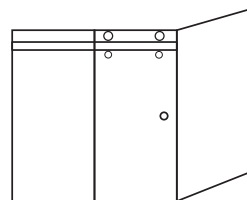
Q. £3531.00



R. £2178.00



S. £2648.00




Bath Screens

1500 x 1000mm

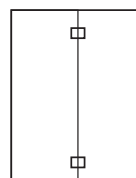
T. £795.00



U. £925.00



V. £1190.00



W. £1340.00

